

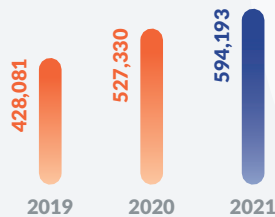
Company in numbers — Key indicators for 2021

GRI 102-7

Financial indicators

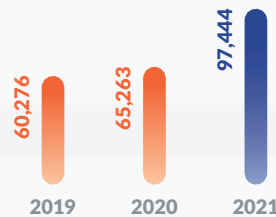
Income from sale of services

594,193

million KZT ↗ 13.2%

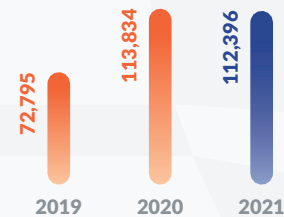
Net profit

97,444

million KZT ↗ 49.3%

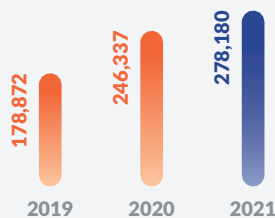
Capital investments

112,396

million KZT ↗ 1.3%

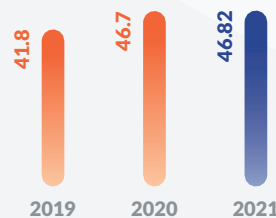
EBITDA

278,180

million KZT ↗ 12.9%

EBITDA margin

46.82

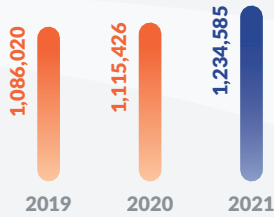
% ↗ 0.12%

Information on assets

Assets, total

1,234,585

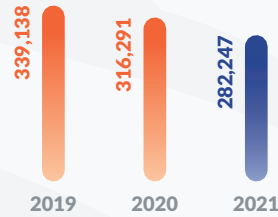
million KZT ↗ 10.7%



Long-term loans

282,247

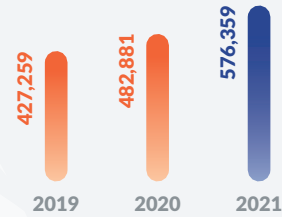
million KZT ↗ 10.8%



Attributable to owners of parent

576,359

million KZT ↗ 19.4%



Production indicators

Number of fixed lines

2,774,555

lines ↗ 4.1%



Number of fixed broadband subscribers

1,860,706

subscribers ↗ 1.5%

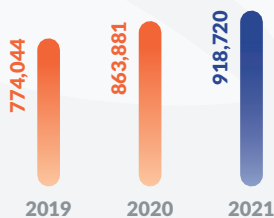


1.5%

Number of Pay TV subscribers

918,720

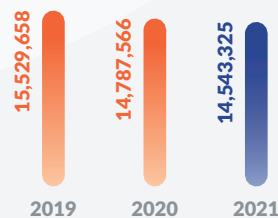
subscribers ↗ 6.3%



Number of mobile subscribers

14,543,325

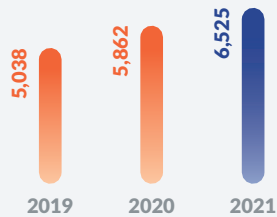
subscribers ↗ 1.7%



ARPU

6,525

KZT ↗ 11.3%



ROACE

13.6

% ↗ 2.1%



Macroeconomic indicators

Consumer price index

12

% ↗ 4.5%



GDP growth

2.1

% ↗ 4.7%

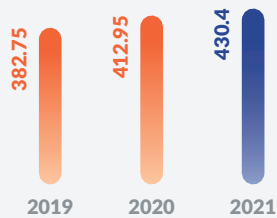


4.7% ↗

The exchange rate of KZT to the US dollar, on average for the year

430.4

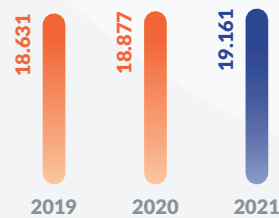
KZT ↗ 4.2%



Population of Kazakhstan, total

19.161

million persons ↗ 1.5%



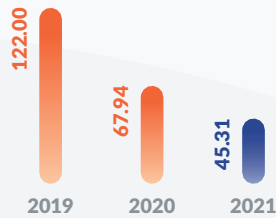
1.5% ↗

CSR indicators

Environmental costs

45.31

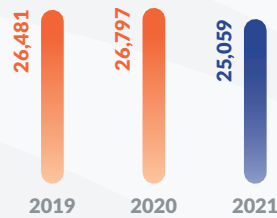
million KZT ↗ 33.3%



Total headcount

25,059

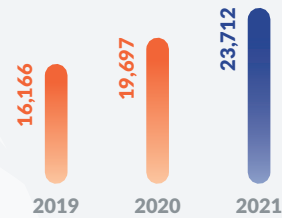
persons ↗ 6.5%



Income per employee

23,712

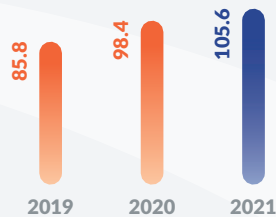
thousand KZT ↗ 20.4%



Payroll fund

105.6

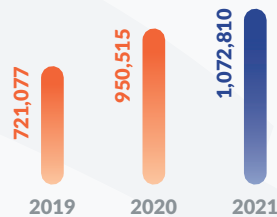
billion KZT ↗ 7.3%



Investments in safe working conditions

1,072,810

thousand KZT ↗ 12.9%

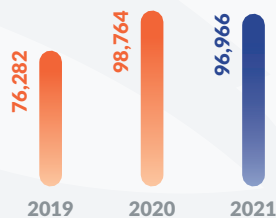


13%

Taxes paid to budgets of all levels

96,966

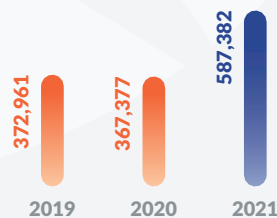
million KZT ↗ 1.8%



Investment in training and development of employees

587,382

thousand KZT ↗ 59.9%



60%